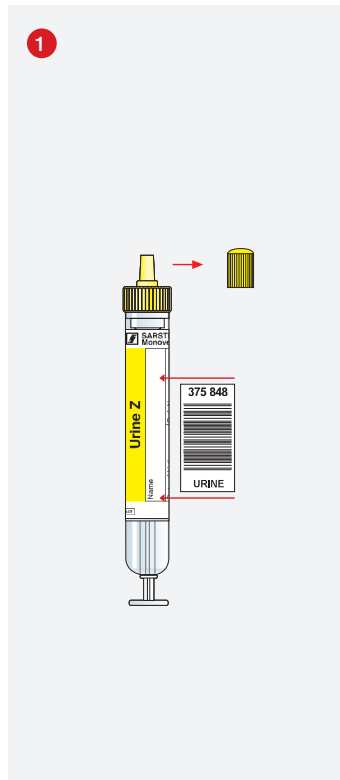
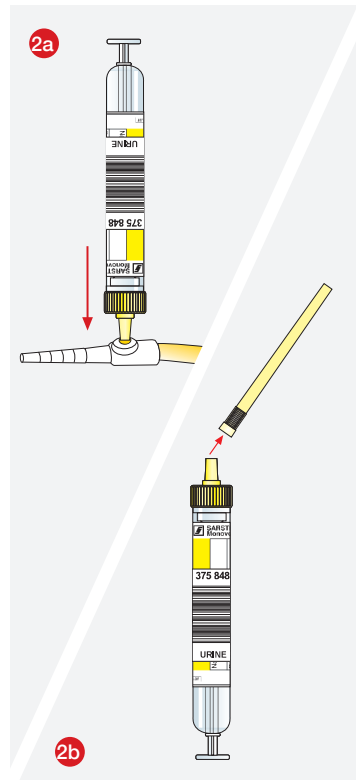


Urine Monovette®

Instruction for use

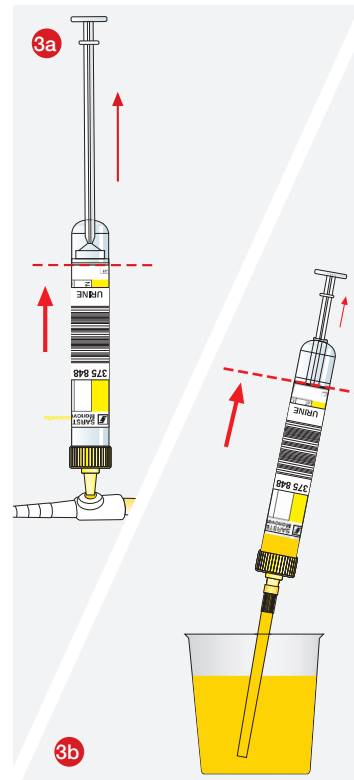


When using a barcode label, attach it along the printed line and/or place it in an **exact vertical** position. **Remove stopper and keep for later use!**

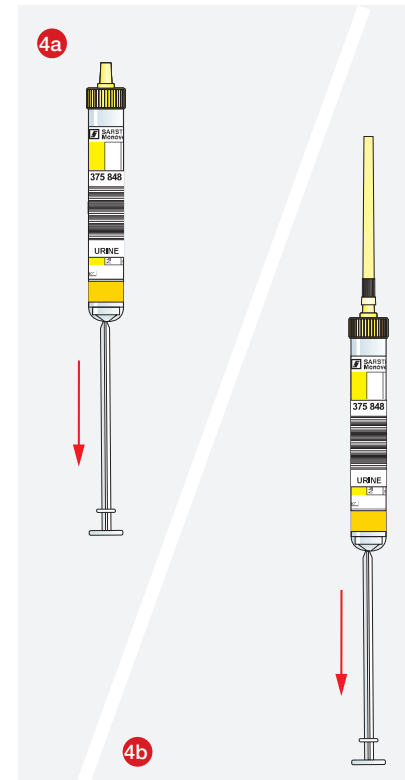


Urine collection from catheter.* **Disinfect the septum in accordance with internal guidelines.** Insert the Luer tip into the septum. Attach aspiration tip.

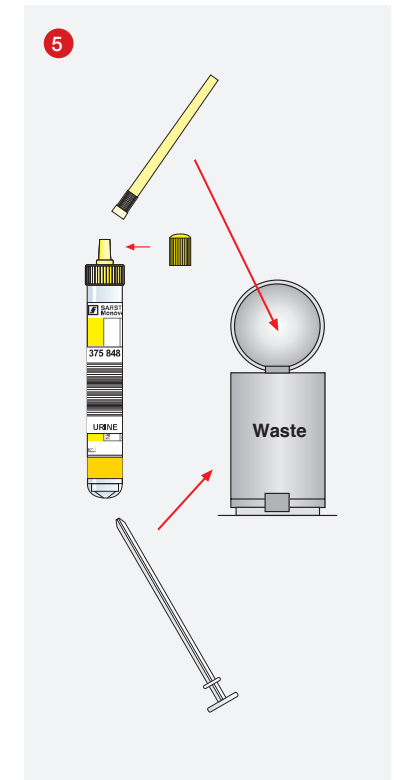
* Please follow the bold printed notes.



Insert the aspiration tip into the container and **fill the Urine Monovette® up to the base line.**



Hold the Urine Monovette® in a vertical position and withdraw the piston rod in downward direction until it locks into its base to empty the aspiration tip.



Remove the aspiration tip, **break off the piston rod and discard both.** Replace the stopper.

SARSTEDT AG & Co. KG
P.O. Box 12 20
D-51582 Nümbrecht
Phone +49 2293 305-0
Fax +49 2293 305-3992
export@sarstedt.com
www.sarstedt.com